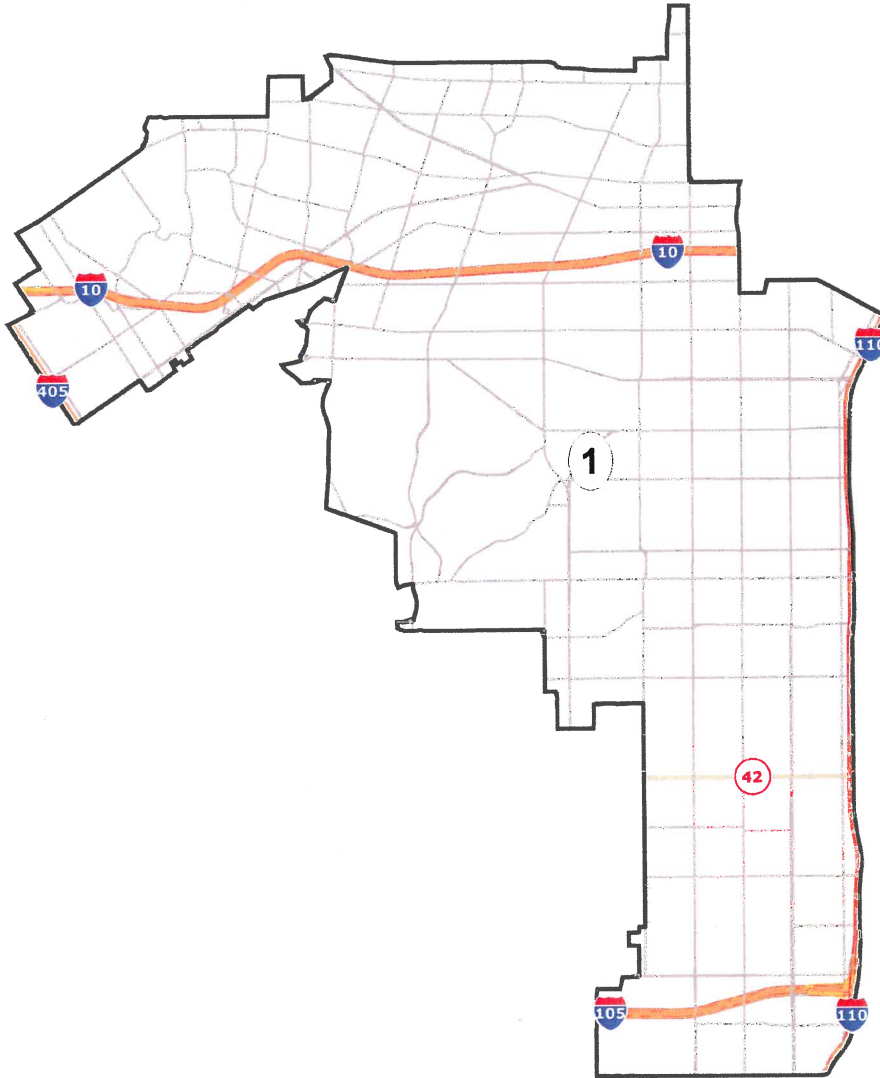
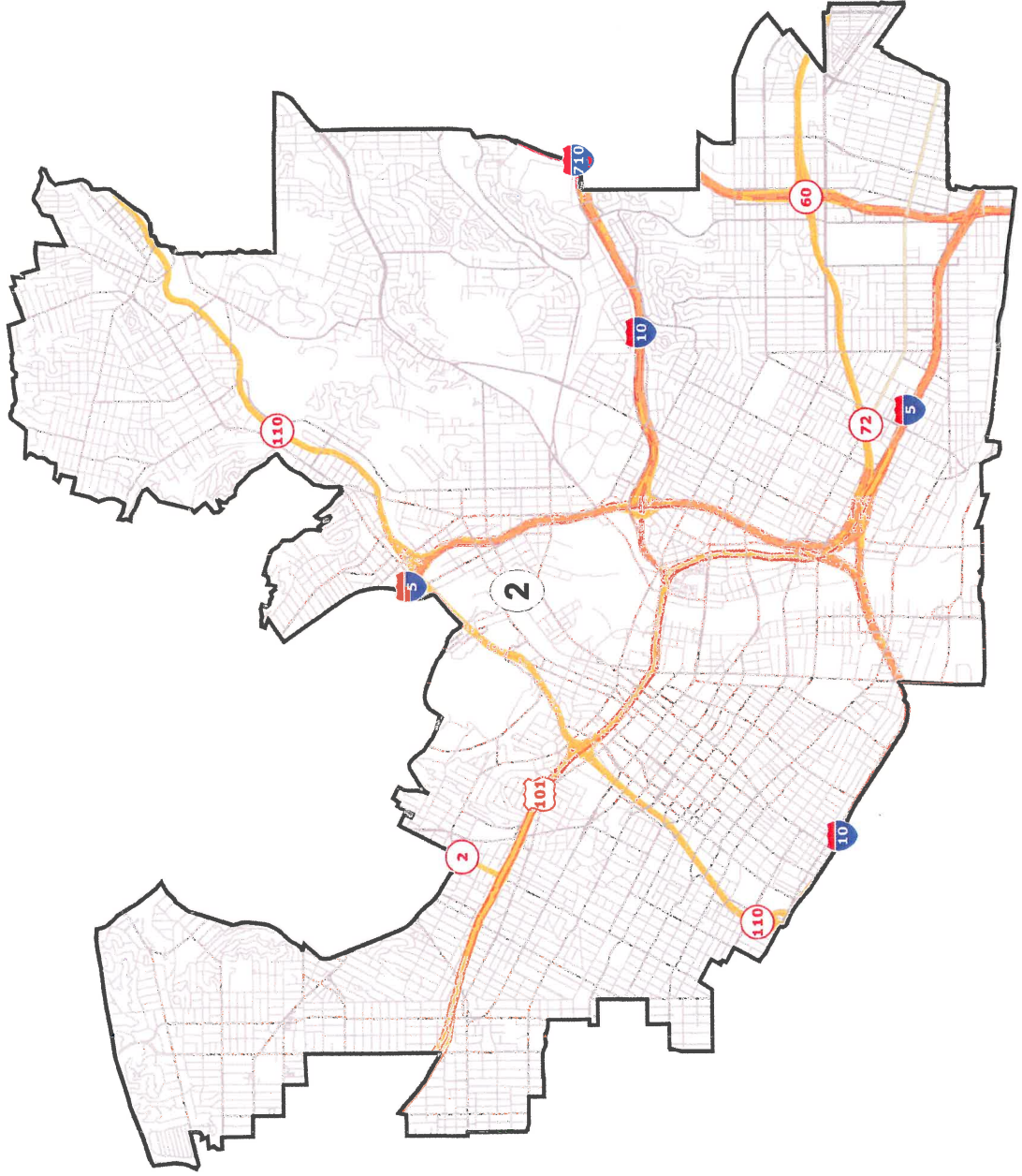


# District: 1



Field	Value
District	1
Population_B20	647874
Deviation	-18,147
% Deviation	-2.72%
% LATPOP_B20	45.14%
% WHIPOP_B20	15.06%
% BLAPOP_B20	27.43%
% ASIPOP_B20	9.17%
% LATVAP_B20	41.82%
% WHIVAP_B20	16.33%
% BLAVAP_B20	28.44%
% ASIVAP_B20	10.24%
% lcvap_D19	31.46%
% wcvap_D19	18.79%
% bcvap_D19	39.6%
% acvap_D19	8.8%
% aocvap_D19	1.36%
% ssnreg	26.26%
% asnreg	5.79%
% nereg	67.95%
% ssnvot	26.19%
% asnvot	6.13%
% nevot	67.68%
% inc_lt35k	36.04%
% inc_35_75K	28.56%
% inc_75_150K	23.63%
% inc_150plus	11.77%
% ed_nhd	24.34%
% ed_ncd	41%
% ed_cd	34.66%
% oh_own	33.13%
% oh_rent	66.87%
% lh_english	47.07%
% lh_spanish	42%
% lh_asianIng	6.12%
% lh_othIng	4.8%
% pov_below	20.71%
% emp_unemp	6.72%
% emp_civ_emp	93.24%
% emp_military	0.04%

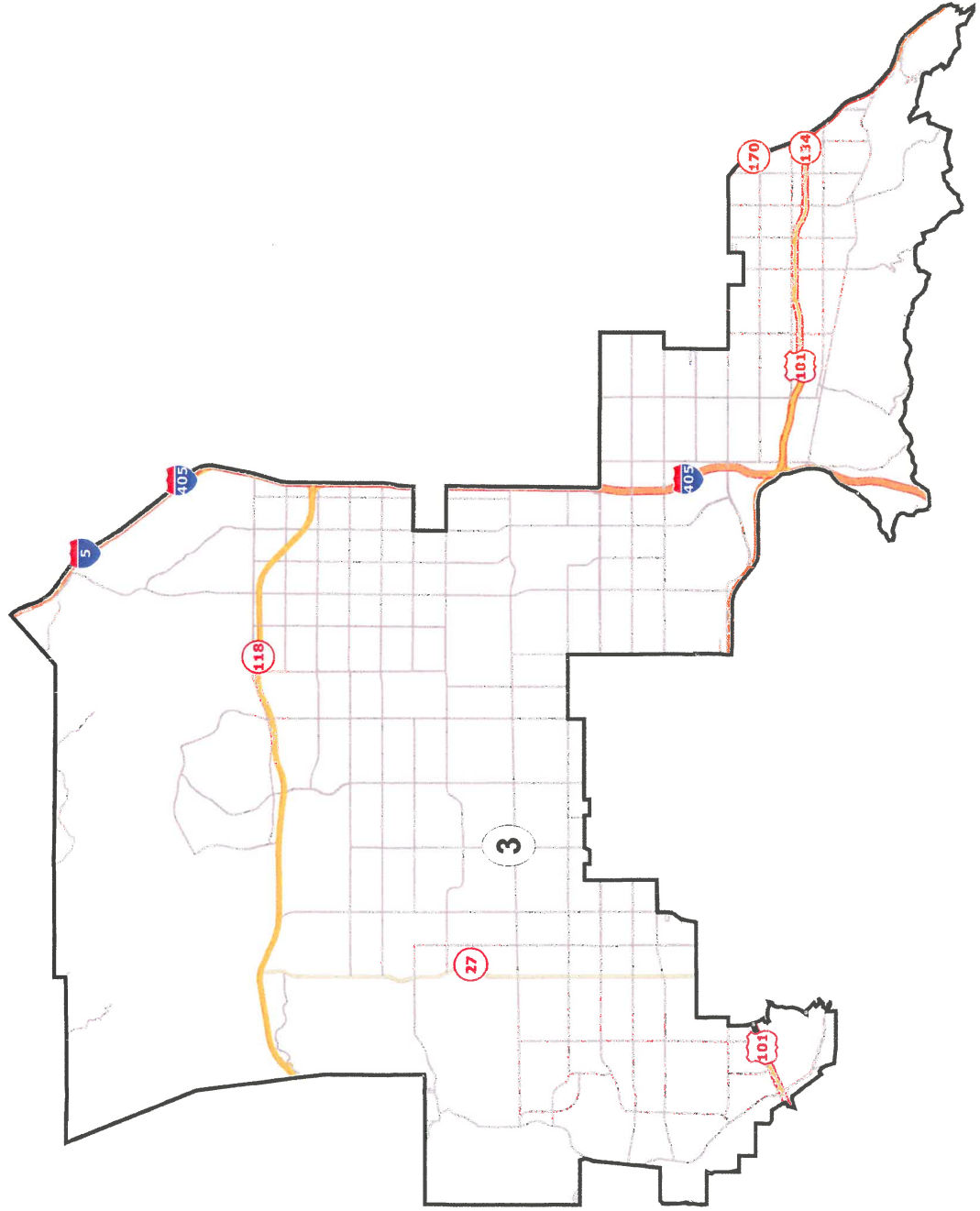
## District: 2



©2020 HERE

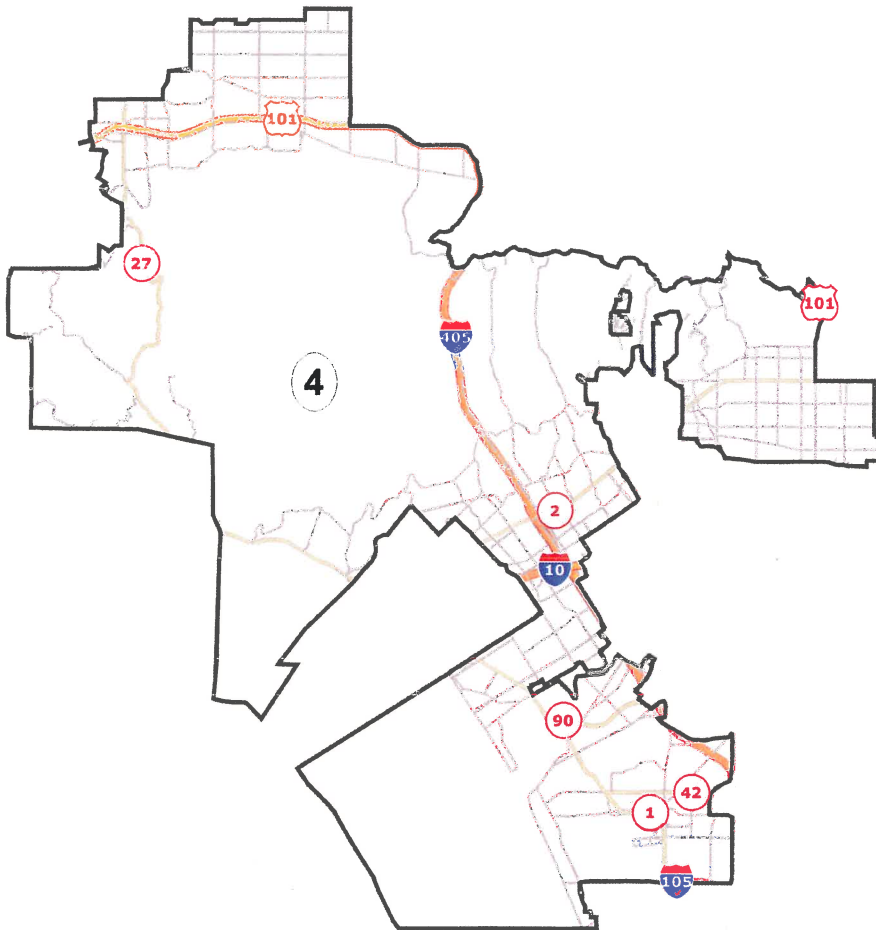
Field	Value
District	2
Population_B20	640891
Deviation	-25,130
% Deviation	-3.77%
% LATPOP_B20	64.51%
% WHIPOP_B20	14.55%
% ELAPOP_B20	4.84%
% ASIPOP_B20	14.18%
% LATVAP_B20	60.52%
% WHIVAP_B20	16.56%
% BLAVAP_B20	5.34%
% ASIVAP_B20	15.74%
% lcvap_D19	55.16%
% wcvap_D19	20.51%
% bcvap_D19	6.94%
% acvap_D19	16.16%
% aocvap_D19	1.17%
% ssnreg	50.78%
% asnreg	10.11%
% nereg	39.12%
% ssvot	49.64%
% asvot	10.23%
% nevot	40.13%
% inc_l35k	38.48%
% inc_35_75K	29.26%
% inc_75_150K	22.57%
% inc_150plus	9.69%
% ed_nhd	33.56%
% ed_ncd	35.07%
% ed_cd	31.37%
% oh_own	21.53%
% oh_rent	78.47%
% lh_english	26.73%
% lh_spanish	59.52%
% lh_asianing	11.08%

# District: 3



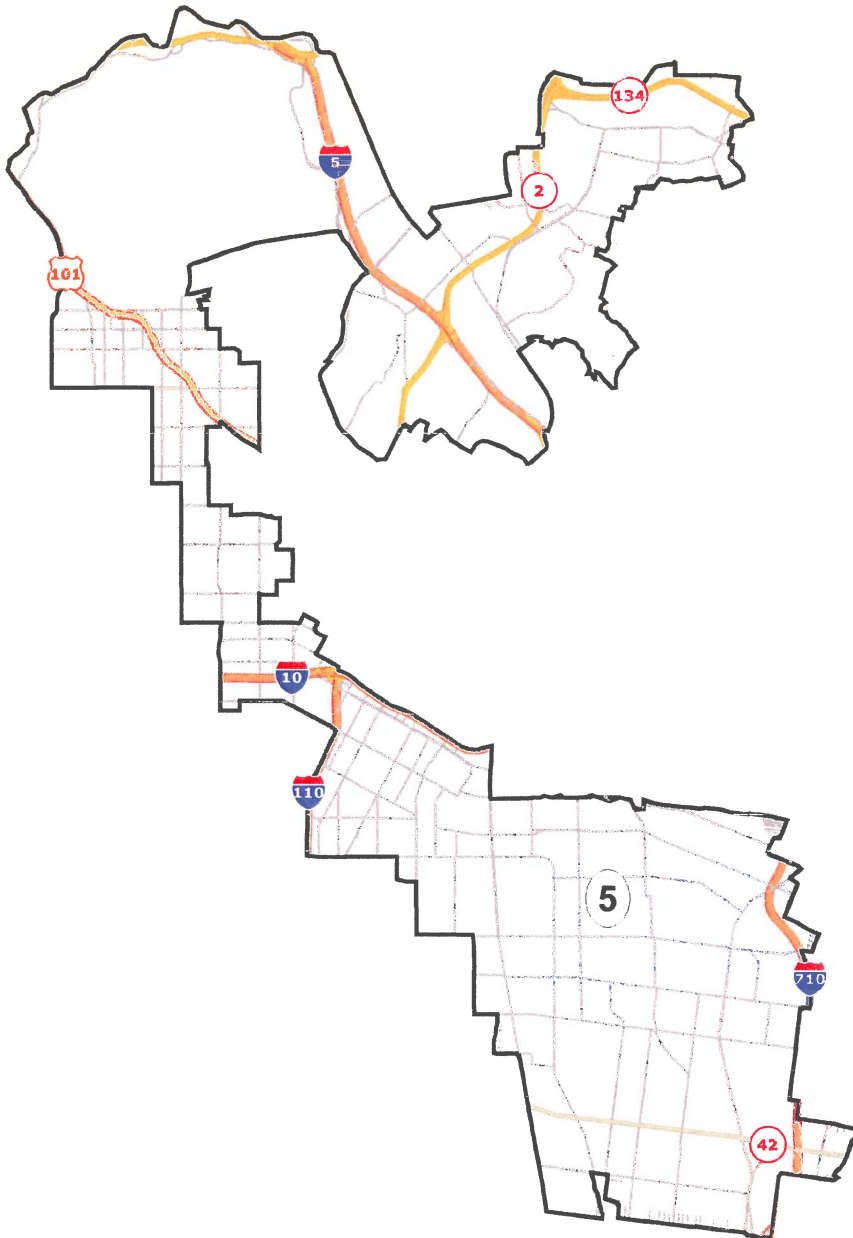
Field	Value
District	3
Population_B20	675018
Deviation	8,997
% Deviation	1.35%
% LATPOP_B20	34.6%
% WHIPOP_B20	41.92%
% BLAPOP_B20	5.33%
% ASIPOP_B20	15.47%
% LATVAP_B20	32.01%
% WHIVAP_B20	44.54%
% BLAVAP_B20	5.38%
% ASIVAP_B20	15.58%
% lcvap_D19	26.31%
% wcvap_D19	52.55%
% bcvap_D19	6.07%
% acvap_D19	13.9%
% aocvap_D19	1.16%
% ssnreg	22.88%
% asnreg	8.66%
% nereg	68.46%
% ssnvot	21.7%
% asnvot	8.58%
% nevot	69.72%
% inc_lt35k	21.86%
% inc_35_75k	25.21%
% inc_75_150k	30.32%
% inc_150plus	22.61%
% ed_nhd	13.1%
% ed_ncd	38.01%
% ed_cd	48.89%
% oh_own	49.75%
% oh_rent	50.25%
% lh_english	49.97%
% lh_spanish	27.92%
% lh_asianing	8.75%

## District: 4



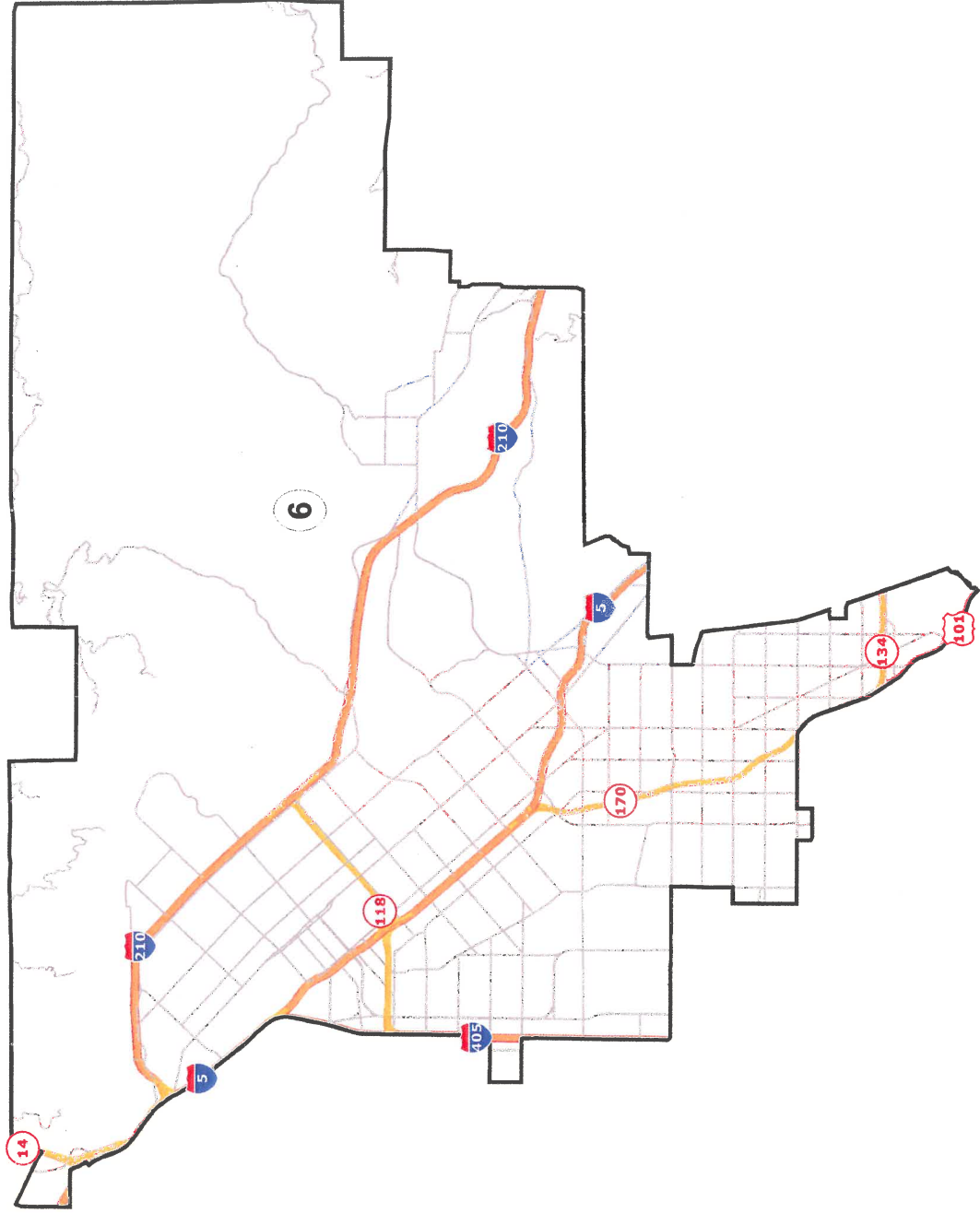
Field	Value
District	4
Population_B20	705231
Deviation	39,210
% Deviation	5.89%
% LATPOP_B20	17.69%
% WHIPOP_B20	59.2%
% BLAPOP_B20	5%
% ASIPOP_B20	14.96%
% LATVAP_B20	16.54%
% WHIVAP_B20	60.54%
% BLAVAP_B20	5%
% ASIVAP_B20	14.97%
% lcvap_D19	14.63%
% wcvap_D19	66.04%
% bcvap_D19	5.6%
% acvap_D19	12.53%
% aocvap_D19	1.23%
% ssnreg	11.11%
% asnreg	7.39%
% nereg	81.5%
% ssnvot	10.61%
% asnvot	7.34%
% nevot	82.05%
% inc_lt35k	21.11%
% inc_35_75K	21.05%
% inc_75_150K	28.01%
% inc_150plus	29.84%
% ed_nhd	6.66%
% ed_ncd	27.41%
% ed_cd	65.93%
% oh_own	41.08%
% oh_rent	58.92%
% lh_english	62.71%
% lh_spanish	14.3%
% lh_asianIng	7.46%
% lh_othIng	15.52%
% pov_below	11.63%
% emp_unemp	5.48%
% emp_civ_emp	94.41%
% emp_military	0.11%

## District: 5



Field	Value
District	5
Population_B20	664748
Deviation	-1,273
% Deviation	-0.19%
% LATPOP_B20	69.07%
% WHIPOP_B20	14.4%
% BLAPOP_B20	3.83%
% ASIPOP_B20	11.05%
% LATVAP_B20	65.39%
% WHIVAP_B20	16.45%
% BLAVAP_B20	4.16%
% ASIVAP_B20	12.44%
% lcvap_D19	58.77%
% wcvap_D19	21.57%
% bcvap_D19	5.39%
% acvap_D19	13%
% aocvap_D19	1.24%
% ssnreg	53.08%
% asnreg	7.77%
% nereg	39.15%
% ssnvot	51.94%
% asnvot	7.98%
% nevot	40.08%
% inc_lt35k	36.49%
% inc_35_75K	32.03%
% inc_75_150K	22%
% inc_150plus	9.49%
% ed_nhd	35.41%
% ed_ncd	35.9%
% ed_cd	28.69%
% oh_own	25.73%
% oh_rent	74.27%
% lh_english	22.01%
% lh_spanish	65.89%
% lh_asian1ng	8.58%
% lh_oth1ng	3.52%
% pov_below	21.84%
% emp_unemp	7.37%
% emp_civ_emp	92.61%
% emp_military	0.03%

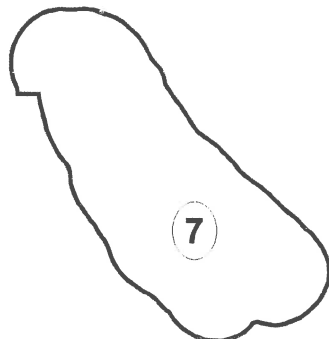
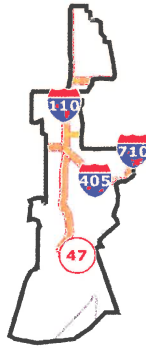
# District: 6



©2020 HERE

Field	Value
District	6
Population_B20	669918
Deviation	3,897
% Deviation	0.59%
% LATPOP_B20	63.49%
% WHIPOP_B20	22.66%
% BLAPOP_B20	3.69%
% ASIPOP_B20	8.36%
% LATVAP_B20	60.25%
% WHIVAP_B20	24.87%
% BLAVAP_B20	3.99%
% ASIVAP_B20	9.14%
% lcvap_D19	53.6%
% wcvap_D19	31.2%
% bcvap_D19	5%
% acvap_D19	9.3%
% aocvap_D19	0.91%
% ssnreg	50.42%
% asnreg	5.16%
% nereg	44.42%
% ssnvot	49.61%
% asnvot	5.44%
% nevot	44.95%
% inc_lt35k	30.71%
% inc_35_75K	29.85%
% iric_75_150K	27.88%
% inc_150plus	11.55%
% ed_nhd	28.54%
% ed_ncd	43%
% ed_cd	28.46%
% oh_own	45.05%
% oh_rent	54.95%
% lh_english	28.89%
% lh_spanish	56.69%
% lh_asianing	5.73%

# District: 7



©2020 HERE

Field	Value
District	7
Population_B20	658469
Deviation	-7,552
% Deviation	-1.13%
% LATPOP_B20	60.83%
% WHIPOP_B20	9.93%
% BLAPOP_B20	14.94%
% ASIPOP_B20	11.64%
% LATVAP_B20	57.22%
% WHIVAP_B20	11.61%
% BLAVAP_B20	15.34%
% ASIVAP_B20	13.2%
% lcvap_D19	48.43%
% wcvap_D19	15.47%
% bcvap_D19	20.61%
% acvap_D19	13.44%
% aocvap_D19	2.03%
% ssnreg	43.43%
% asnreg	7.84%
% nereg	48.72%
% ssnvot	42.89%
% asnvot	8.7%
% nevot	48.41%
% inc_lt35k	32.53%
% inc_35_75K	30.3%
% inc_75_150K	25.63%
% inc_150plus	11.53%
% ed_nhd	31.11%
% ed_ncd	43.38%
% ed_cd	25.5%
% oh_own	45.79%
% oh_rent	54.21%
% lh_english	35.9%
% lh_spanish	53.77%
% lh_asianIng	8.12%
% lh_othIng	2.22%
% pov_below	20.31%
% emp_unemp	6.89%
% emp_civ_emp	92.91%
% emp_military	0.2%